国家高新技术企业
National High-Tech Enterprise

广东省名牌产品
Guangdong Top Brand

广东省园艺水族器材工程技术研究开发中心
Research Center of Gardening & Aquarium Equipment Engineering of Guangdong

多项国家标准、行业标准的制订单位
The Constitutor of Multiple National Standard And Industry Standard

ISO9001 ISO14001 OHSAS18001

BOYU 博宇®


**制造商： 广东博宇集团**
**MANUFACTURER: GUANGDONG BOYU GROUP**
公司地址：广东省潮州市饶平县博宇工业园
ADD:BOYU Industrial Park, Raoping, Chaozhou, Guangdong, China.
**电话TEL:** 86 - 768 - 8899328（总机） 8891168
**传真FAX:** 86 - 768 - 8887799 **邮编ZIP.:** 515700
**E-mail:** boyu@boyuaquarium.com
**Http:** //www.boyuaquarium.com


BOYU®

GARDEN PONDS

使用前请仔细阅读本说明书
并妥善保存 以备日后查阅
Please read this instruction carefully before using, and keep it well for your reference later.

# Instruction Book of pond Pump

# 园艺泵使用说明书



## 目录

前言 …… 2
注意事项 …… 2-3
产品特点 …… 3
适用范围 …… 3
技术参数 …… 3
使用须知 …… 3-4
维护指南 …… 4-5

## DIRECTORY

Introduction …… 6
Attention …… 6-8
Features …… 8
Use scope …… 8
Technical parameters …… 8
Cautions …… 8-10
Maintenance …… 10



**前言:**

尊敬的用户:

感谢您使用本公司生产的节能水泵。为确保您的使用安全和对水泵的正确使用，在使用前请先详细阅读本使用说明，并按本使用说明介绍的方法进行安装和操作使用。请妥善保管好本使用说明，以备需要时查阅。

**注意事项:**

1. 供给水泵的电源电压和频率，应确保与水泵的铭牌上所标示的规格相同。
2. 为防止凝露和其它原因而使水沿电源线流到电源插座中而引起危险，电源线在到达电源插座前，应有一个先由上向下、再由下向上的过程，且电源插座应高于水池的高度。
3. 为确保安全，供电的电源插座应带有接地装置，且供电线路中应安装有漏电保护装置。
4. 水泵应安装在小孩接触不得到处。且必须监督好小孩，以确保他们不会将水泵当玩具耍。
5. 严禁在泵内缺水的状态下长时间运行。当潜水运行时泵体必须完全浸没在水中；当安装于陆上用管道连接输水时，应确保泵房中基本满水。
6. 水泵不得用于抽取含有固体颗粒或条状物等杂质的水，否则会加速部件的磨损，并影响使用寿命。
7. 水泵不得用于抽取带腐蚀性或易燃的液体，或运行在温度高于40℃的水中。
8. 水泵在移动或清洁维护之前必须先拔下电源插头，停止运行。
9. 水泵自带的前置过滤罩，应定时检查过滤罩中是否积聚污物，并及时清洗。
10. 不要用湿手拔出电源插头，严禁采用拉水泵电源线折方式来移动或提起水泵。
11. 若发现水泵有故障或异常、漏电等现象时，应立即拔下电源插头，停止使用，待查明原因排除故障后才可继续使用。
12. 若有电气故障，请勿擅自拆修，必须由具有资格的专业人员来维修或更换。
13. 电源线为Z型连接设计，电源线不可更换，若电源线有破损，必

须马上停止使用，报废并换用新的水泵。

14. 为确保安全，当水池中有人时，请先拔下电源插头，使水泵停止运行。

15. 本水泵不适合于如下人员使用：对于那些身体、感官或智力不全，或没有使用经验和知识的人员，包括小孩，不能使用本水泵，除非在有人负责安全监护和指导的情况下使用。

**产品特点：**

* 工程塑料外机壳，外形新颖、 美观大方。
* 永磁转子无刷电机驱动，自适应变频定向驱动控制，效率高，寿命长。
* 流量大、扬程高，高效节能。
* 采用陶瓷转轴，耐磨损。
* 电机等所有带电部件采用环氧树脂灌封于机壳内，防水性能好，绝缘强度高，使用安全可靠。
* 运行平稳，噪声低。
* 水泵可水、陆两用，及淡、海水均可适用。

**适用范围:**

适用于室内、外的花园池塘、大中型水族箱、水产养殖、海鲜市场和宾馆酒家等的过滤、水质处理和冷暖机的水循环和供输水等，室内外水池喷射观赏喷泉，也适用于绿化园林的抽水。以及其它需要抽水的类似用途。淡、海水均可适用，可长期连续不间断地工作。绿化园林的抽水。以及其它需要抽水的类似用途。淡、海水均可适用，可长期连续不间断地工作。

**技术参数:**

(见产品铭牌)

**使用须知:**

1、供水泵使用的电源必须与产品铭牌上所标的规格相同。

2、为确保安全，供电的电源插座应带有接地装置，电源插座应高于水池的高度。且供电线路中应安装有漏电保护装置。

3、水泵可水、陆两用，即可潜水运行也可安装于陆上运行。当潜水运行时泵体必须完全浸没在水中，仅从水泵的出水口处连接出水管道。

4、当水泵需陆上运行时，水泵安装于水池外的陆上，从水泵的进、出水口处分别连接进出水管道，所有接头应防止泄漏，水泵运行于陆上。水泵的安装高度应低于抽水水池的水面高度，且进水管的安装不要出现高于水面的点。当水泵安装在高于抽水水池的水面高度时，必须在取水口处安装单向止回阀，且初次使用时应先向泵房和管道中注满水才能工作，且平时应确保泵房中不失水。（水泵当陆上安装使用时，应先拆卸下水泵自带的前置过滤罩）

5、当用于水池的水质处理或循环等时，取水点与回流点应尽量安排在水池的两侧或对角上，以使整个水池的水能参与循环。

6、初次接通电源运行后，应检查水泵运行是否正常、平稳，有无异常或故障，管道是否漏水。并观察30分钟。

7、若水泵的流量过大，可在出水管道中加装节流阀门，用于调节流量的大小。

8、水泵在移动或清洁维护之前必须先拔下电源插头，停止运行。

9、水泵若带过滤罩使用，应定时检查过滤罩是否积聚污物，并及时清洗。

10、当水池中有人时，或水泵在移动或清洁维护之前必须先拔下电源插头，停止运行。

11、水泵长期不使用时，应拔下电源插头，拆除安装，清洁泵内污物，凉干后存放于干爽之处，以备日后再次使用。

**维护指南:**

1、水泵通电后无动静、不工作，检查电源是否供电正常，电源插头是否松动，电源线是否损坏。若水泵内部故障则必须由具有资格的专业人员来维修或更换。

2、水泵通电后若电机能运转但无出水，应先检查泵房内是否有水，进水管是否漏气进气，泵内的叶轮是否损坏或堵塞卡死。

3、出水的压力、流量比平时小，管道是否有漏水进气，管道是否有堵塞，节流阀是否开启角度过小，单向止回阀是否故障，泵内的叶轮是否损坏或有堵塞。

4、水泵若带过滤罩使用，应定时检查过滤罩中是否积聚污物，并及时清洗。

5、排除故障后方可重新启动水泵使用，并观察30分钟。

6、当水池中有人时，或水泵在移动或清洁维护之前必须先拔下电源插头，停止运行。
7、若水泵机内故障，必须由具有资格的专业人员来维修或更换。若电源线有破损，电源线不可更换，必须马上停止使用，报废并换用新的水泵。

GXB-3500
GXB-5000
GXB-6500
GXB-8000
GXB-10000





JNB-3500
JNB-5000
JNB-6500
JNB-8000
JNB-10000

JNB-3500A
JNB-5000A
JNB-6500A
JNB-8000A
JNB-10000A

JX4P-2500
JX4P-3000
JX4P-3500
JX4P-4000
JX4P-5000




DJ4P-2500
DJ4P-3000
DJ4P-3500

DJB-2500

JXB-2500
JXB-3000
JXB-3500
JXB-4000
JXB-5000

**Introduction:**

Dear User:

Thank you for purchasing BOYU ECO pumps. To assure that this product can be safely and correctly used and exert its optimal performance, and to prevent failure and accident, please read this instruction book carefully before use, and obey the instruction manual and safety instruction strictly. And keep it properly for future consultation.

**Attention:**

1. Make sure the electricity voltage/frequency is the same as the one required on the label.
2. The drip loop is needed as a part of the cord below the level

of the receptacle or the connector if an extension cord is used. It is used O prevent water traveling along the cord and coming in contact with the receptacle.

3. For safe, the electricity leakage protection switch must be installed when used the device, and there must be a earthing device to the power socket.
4. Must be installed at the area that children can not reach. supervise children and make sure they will not take playing the product.
5. Working long time without water inside the pump is strictly prohibited. It must be fully submersible when under water use. In case working in dry, please make sure there is full of water inside the pump body.
6. The pump may not be working under the water contained solid particles or strips, otherwise, it will accelerate the mechanical wear and tear, and its service life is influenced.
7. The device must not be used to pump any flammable liquids or water of which the temperature is higher than 40 ℃.
8. When moved or cleaned the product, make sure the power is off and the device is not running.
9. There is a pre-filter casing. Please clean the filter regularly if there are too many dirties attached.
10. When the hands are wet, it's not allowed to pull out the cable plug. don't pull the cable.
11. When the device is out of order or any leakage of electricity, the power supply must be cut off at once and use it until all are fixed.
12. The electric cable or any relevant electrical problems must be required or replaced by professional.
13. The power cable is un-replaceable. If any damage, the device can not be used, and it must be scraped.
14. When some ones are in the water, please don't use the device and make sure the power is off.
15. The appliance is not intended for use by persons (including children) with reduced physical, sensory or mental capabilities, or lack of experience and knowledge, unless they have been given supervision or instruction concerning use of the appliance by a person responsible for their safety.

**Features:**

* Industrial plastic casing. nice looking and elegant appearance .
* Permanent magnet brushless motor drives, adaptive directional variable frequency drive control, high efficiency and long life.
* with high efficient and eco energy saving, big water flow and high lift.
* ceramic shaft with high rub resistance.
* fully epoxy sealed motor for water proof, safe and reliable.
* Steady and quiet performance.
* Suitable for fresh and sea water use. submersible and in dry Use.

**Use scope:**

Suitable for filtration, water process and water circulation such as indoor and outdoor garden ponds, and big or medium-sized aquarium, aquaculture, seafood markets, restaurants and so on. Can be used for indoor and outdoor ornamental fountains, gardening water pumping and other relevant pumping filed similar. Suitable for both sea water and fresh water.

**Technical parameters:**

(See product nameplate)

**Cautions:**

1、Make sure the electricity voltage/frequency is the same as the one required on the label.

2、For safe, the electricity leakage protection switch must be installed when used the device, and there must be a earthing device to the power socket.

3、The ECO pumps can be used submersible or in dry. for submersible used, The pump shall be full immersible and fix the water pipe to the outlet of the water pump.

4、When installed in dry, please install the pump in land and connect the water pipes to the inlet and the outlet. all the connection must be not water leakage. It's better that the pump is installed lower than the water level and the install-ation of the pipe to the inlet is not higher than the water surface. In case the pump is installed higher than the water level of the pond, you must fix a check valve at the inlet pipe, and meanwhile pour water to fill the pump body before connected. make sure there is full of water inside the pump body at other times. ( Please take off the pre-filter if used in dry.)

5、If used for water circulation or water treatment to the pond, it is best to install the water outlet and inlet at two sides or two opposite corners of the pond in order to circulate the water of the complete pond.

6、When connected the power at the first time, it's supposed to spend 30 minutes to check if the water pump is running steady, normal and without any abnormal or fault, and whether there is water leakage at the pipe.

7、If you want to adjust the water flow, a throttling valve is supposed to be installed to the water outlet connection.

8、When moved or cleaned the product, make sure the power is off and the device is not running.

9、There is a pre-filter casing. Please clean the filter regularly if there are too many dirties attached.

10、When some ones are in the water, please don't use the device and make sure the power is off.

11、Please take the pump out of the water when it is not in use anymore. un-connect the power, wipe it up and keep it in cool and dry place for future use.

**Maintenance:**

1、If the pump is not working after connected, please check if the plug is loose, or if it is properly connected to the power-supply, or the cable is damaged. never dismantle the pump by yourself if malfunction occurs. repair must be carried out by the technicians In the maintenance station.

2、If the motor of the pump is running but no water comes out, please check if there is water inside the pump body, or the inlet water pipe is water leakage, or the impeller of the pump is damaged or blocked.

3、In case less water flow or water pressure, please check if the water pipe is water leakage , the pipe is blocked, the throttle valve is not opened completely, the check valve is fault or the impeller of the rotor is damaged or blocked.

4、There is a pre-filter casing. Please clean the filter regularly if there are too many dirties attached.

5、The water pump can be restarted once all the faults are solved and observe the running in 30 minutes.

6、When some ones are in the water, please don't use the device and make sure the power is off.

7、Never dismantle the pump by yourself if malfunction occurs. repair must be carried out only by the professional technicians in the maintenance station. the power cable is un-replaceable. If any damage, the device can not be used, and it must be scraped.